

SPECIAL MODULE

Multipurpose

- Up to four trays for sweets, snacks and foodstuffs.
- Special modular tray for up to 6 different selections of drinks.
- High capacity through the modular system.

More flexible

- Easy adaptation to different can and bottle sizes within minutes.
- Exchange of the special modular tray for two spiral trays within minutes.

More attractive

- Sales promoting presentation in 'full-view' design also for cans and bottles as the customer buys the product that he can see.



**Universal Vending Machines
W 1000, W 850 and W 700 with
special module for visible cans and bottles**

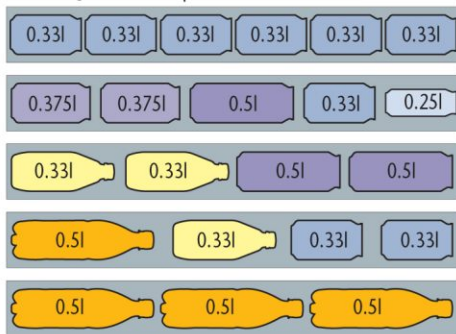
Technical details

With the special modular tray for drinks in cans and bottles the W 1000, W 850 and W 700 become 'multi talented'.

Up to 6 different drink selections as well as sweets, snacks and foodstuffs are sales promoted presented in the large showcase.



Filling example W 1000



Capacity

1. 6 x 36 = 216
2. 5 x 36 = 180
3. 4 x 36 = 144
4. 4 x 36 = 144
5. 3 x 36 = 108

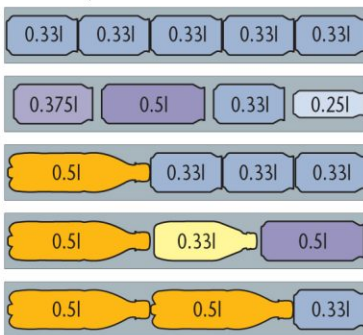
Features

- Stainless steel tray for cans and PET bottles
- Up to 6 different drink selections
- Easy adaptation to different product sizes by stepless adjustment of the modules within minutes
- Robust rotating dispensers
- Transparent cover constructed of durable acrylic glass
- Clear and flexible arrangement of product and price labels
- Exchange of the modular tray for two spiral trays is possible

Can and bottle sizes

- Cans: 0.25l, 0.33l, 0.375l, 0.5l contents
- PET bottles: 0.33l und 0.5l contents
- Diameter: min. 62mm, max. 67mm
- Diameter for 0.25l cans *): min. 51mm, max. 58mm
- *): can adapter required

Filling example W 850



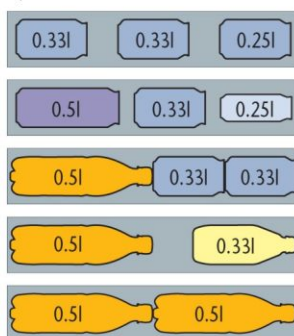
Capacity

1. 5 x 36 = 180
2. 4 x 36 = 144
3. 4 x 36 = 144
4. 3 x 36 = 108
5. 3 x 36 = 108

Optional

- VarioTemp (operation with two different temperature zones)
- Vend light gate
- Can adapter for 0.25l cans

Filling example W 700



Capacity

1. 3 x 36 = 108
2. 3 x 36 = 108
3. 3 x 36 = 108
4. 2 x 36 = 72
5. 2 x 36 = 72

